

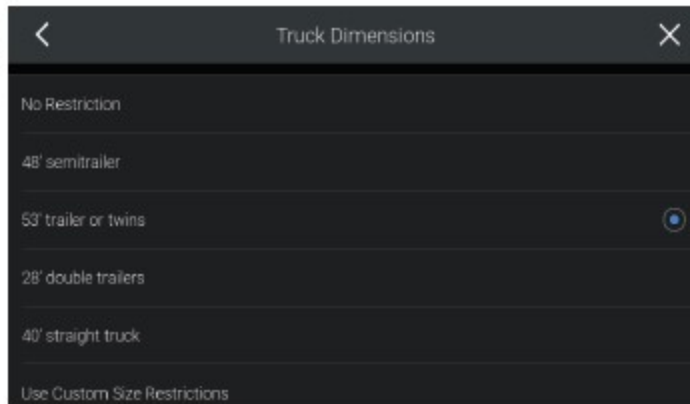
# Selecting a Truck Routing Profile\*

CoPilot Truck allows you to customize an existing routing profile or create multiple profiles at any time based on your truck's specific attributes and restrictions. Before you hit the road, check that these settings are fit for each load.

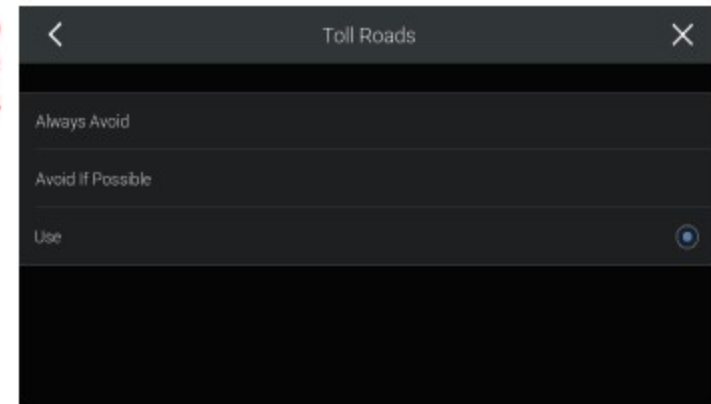


\*Please note this is a sample. Confirm your cargo restrictions with your dispatch/fleet manager.

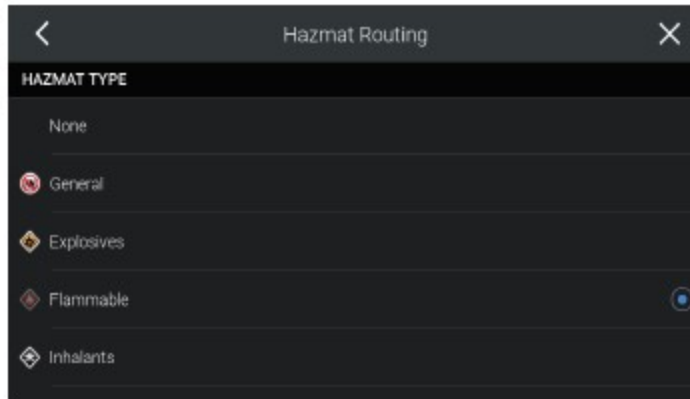
Select Your Truck Dimensions



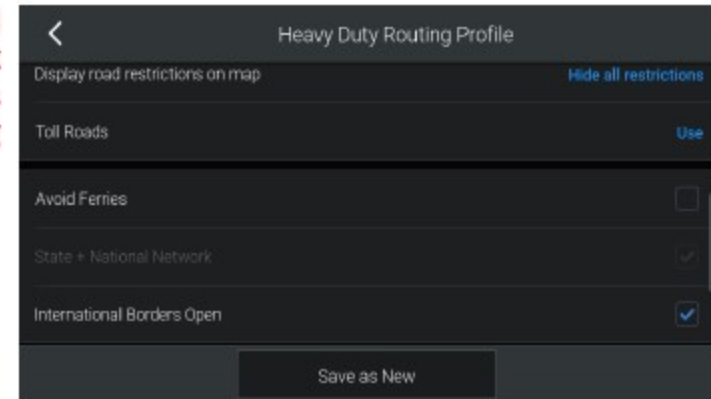
Choose to Avoid or Use Toll Roads



Avoid or Select Hazmat Prohibited

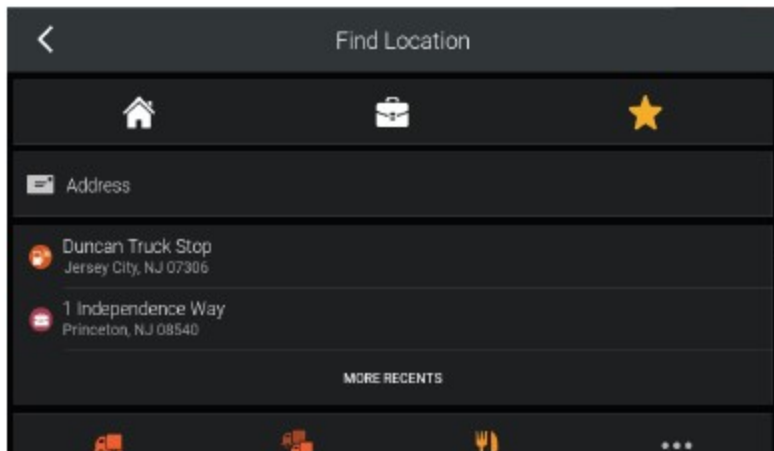




Additional Truck Attributes & Routing



# Enter a Destination

**Single Destination:** Click on the Search  icon to open the Find Location menu. Navigate from your current location to a single address, a saved destination, Places, or a chosen set of coordinates.



**Multi-Stop Trip:** Click the Trip  icon to enter multiple stops. View your trip either directly on the map, or click Plan to add additional stops. To view stops in succession, click  and choose Optimize Stops.

